

Gross National Happiness as a Framework for Impact Assessment

Mike and Martha Pennock

HIA 2010


Dunedin NZ

November 2010




Population Health Approach

- ▶ Working collaboratively with other sectors to increase the health status of the population through affecting the determinants of health— income, employment, social supports, early childhood development, environment, culture, education
- ▶ Official framework in Canada for 15 to 20 years
- ▶ Failure to implement




Not Just in Canada

- ▶ Review of 19 international case–studies on intersectoral collaboration for the WHO’s Commission on the Determinants of Health
- ▶ Very few successful examples
- ▶ Why– **health imperialism**
- ▶ We want to collaborate so that you can support our agenda
- ▶ We get most of the \$– now we want your soul



Come play in our sandbox so we can steal your toys.



Why won't anybody play with us?




the lonely child

Humans are, by nature, a social bunch. It hurts to eat lunch alone or be left off a classmate's birthday list. Even if the child insists it doesn't matter, you know it does.


Silo-based Planning

- ▶ Each sector plans independently– economic, social, physical, environmental, health, educational, etc.
- ▶ Producing unintended consequences for other sectors.
- ▶ Reinforcing inter–sectoral rivalries for scarce resources.
- ▶ Working at cross–purposes.




The Holy Grail of Planning

- ▶ An integrated model which incorporates all of the silos
- ▶ Intersectoral planning
- ▶ Holistic planning
- ▶ “Whole of government”



Is There a Unifying Framework?



The Last Shangrila




“Progress in Gross National Happiness is more important than progress in Gross National Product”




Mike and Martha's Bhutanese Adventure

- ▶ Fall of 2006
- ▶ Three months at the Centre for Bhutan Studies
- ▶ Development of GNH Survey
- ▶ Five to eight hour interview
- ▶ Commitment to develop a shorter international version


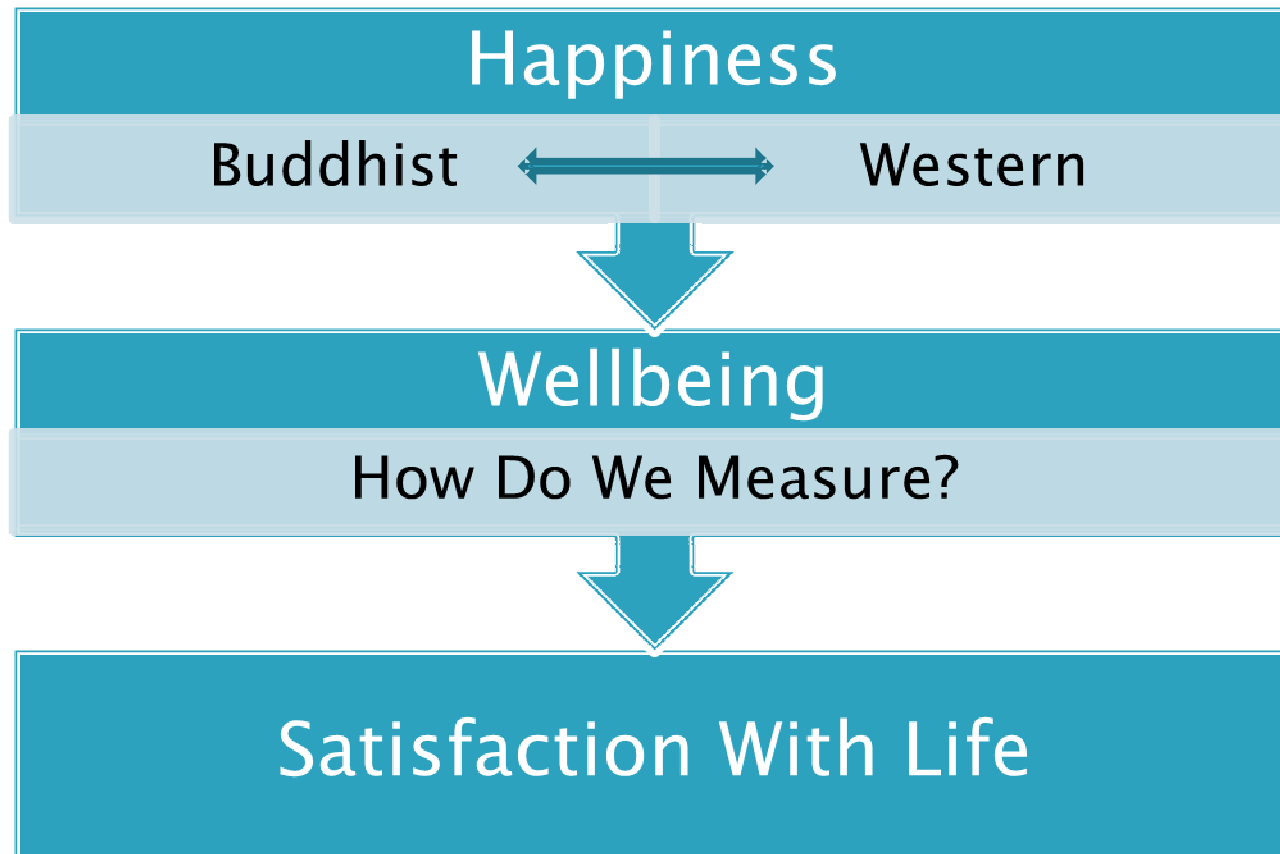


Conceptual Framework

- ▶ Articulated through five international conferences which brought together Buddhist scholars and empirical scientists to identify the primary determinants of happiness.
- ▶ **Evidence-based framework.**
- ▶ Two in Bhutan, one in Canada, Thailand and Brazil
- ▶ Most recent conferences focusing on implementation




Westernization of GNH



The Contributors

- ▶ Physical, mental and spiritual health
- ▶ Time use (Balance Among Productive Activities)
- ▶ Community Vitality and Social Support
- ▶ Cultural Vitality
- ▶ Education (Self- development)
- ▶ Living Standards
- ▶ Good Governance
- ▶ Ecological Vitality



Happiness Index Partners



**University
of Victoria**



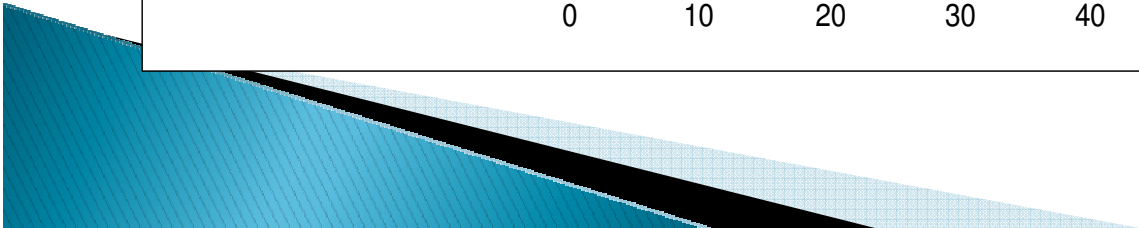
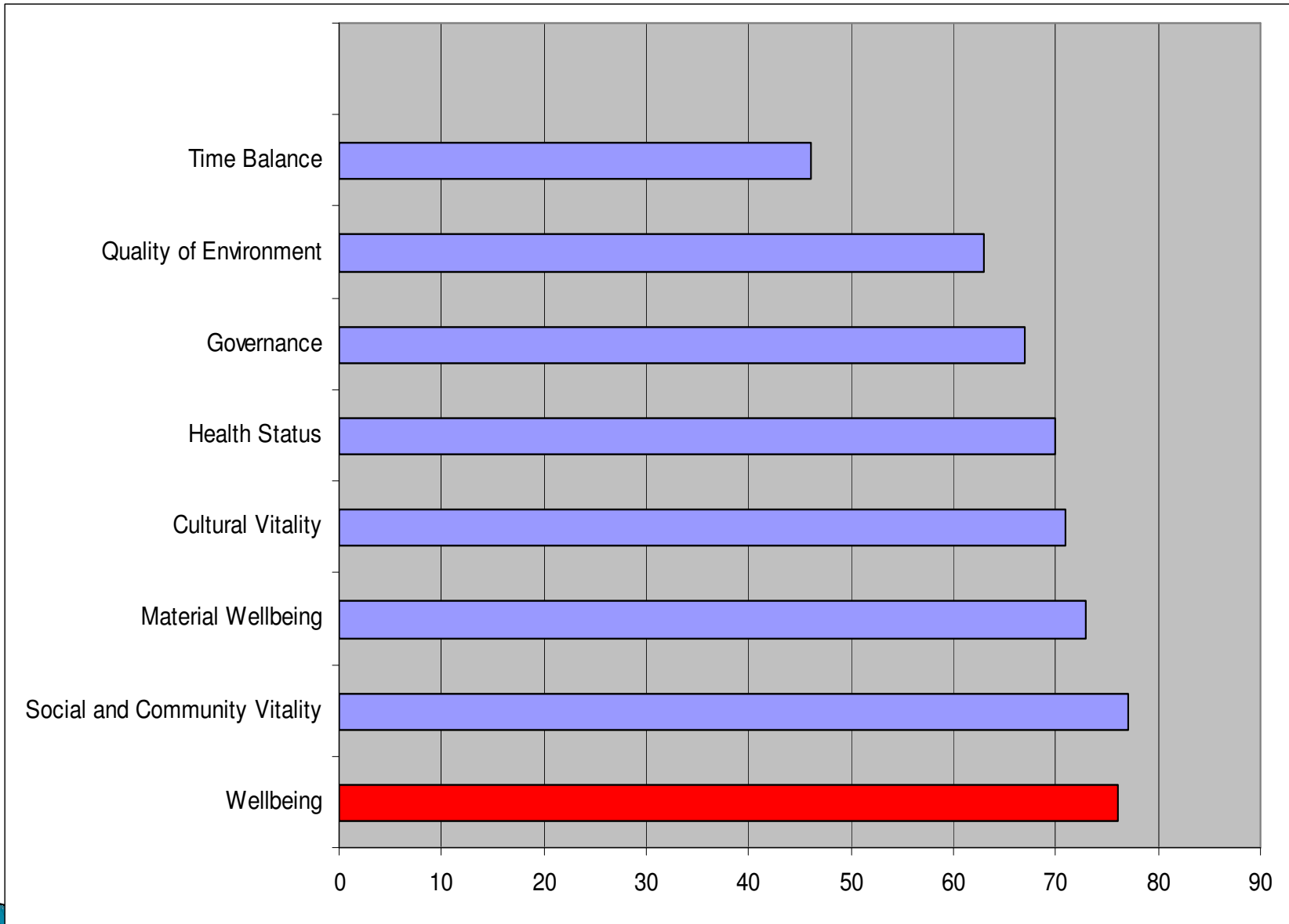
United Way
OF GREATER VICTORIA



**VICTORIA
FOUNDATION**


CONNECTING PEOPLE
WHO CARE WITH CAUSES
THAT MATTER®







Next Steps: Policy Tools

- ▶ What is the potential impact of specific public policies on GNH/Wellbeing
- ▶ We need methodologies for doing GNH Impact Assessments
- ▶ Policy lens under development- initially developed for Bhutan
- ▶ Westernized in collaboration with Gabriola Island Health Society
- ▶ New Zealand- Peer Review
- ▶ Finalize Scales and Manual









Applications

- ▶ Initial Screening Tool
- ▶ Identify potential inter–sectoral impacts
- ▶ Identify where a consensus already exists about impacts
- ▶ Identify “Don’t Knows”
 - Indepth assessment required
 - Monitoring and mitigation
- ▶ Identify where mitigation planning is needed



REDUCING INEQUALITIES

Will probably favour higher income groups more than lower income groups	Do not know the differential effects on income groups	Should not have any appreciable effects on income distribution	Will have positive and negative effects on income distribution. Negative effects could be mitigated,	Will probably favour lower income groups more than higher income groups	Short <input type="radio"/>
<input type="radio"/>	<input type="radio"/>	<input type="radio"/>	<input type="radio"/>	<input type="radio"/>	Medium <input type="radio"/>
					Long <input type="radio"/>





REDUCING INEQUALITIES

Will probably favour higher income groups more than lower income groups	Do not know the differential effects on income groups	Should not have any appreciable effects on income distribution	Will have positive and negative effects on income distribution. Negative effects could be mitigated,	Will probably favour lower income groups more than higher income groups	Short <input type="radio"/>
					Medium <input type="radio"/>
					Long <input type="radio"/>
<input type="radio"/>	<input type="radio"/>	<input type="radio"/>	<input type="radio"/>	<input type="radio"/>	

Least
Desirable



Most
Desirable



Precautionary
Principal

REDUCING INEQUALITIES

Will probably favour higher income groups more than lower income groups	Do not know the differential effects on income groups	Should not have any appreciable effects on income distribution	Will have positive and negative effects on income distribution. Negative effects could be mitigated,	Will probably favour lower income groups more than higher income groups	Short O
					Medium O
					Long O
O	O	O	O	O	





Precautionary
Principal

Mitigation


REDUCING INEQUALITIES

Will probably favour higher income groups more than lower income groups	Do not know the differential effects on income groups	Should not have any appreciable effects on income distribution	Will have positive and negative effects on income distribution. Negative effects could be mitigated,	Will probably favour lower income groups more than higher income groups	Short O
					Medium O
					Long O
O	O	O	O	O	




Thirty-nine Scales

- ▶ Physical, mental and spiritual health
- ▶ Time use (Balance Among Productive Activities)
- ▶ Community Vitality and Social Support
- ▶ Cultural Vitality
- ▶ Education (Self- development)
- ▶ Living Standards
- ▶ Good Governance
- ▶ Ecological Vitality


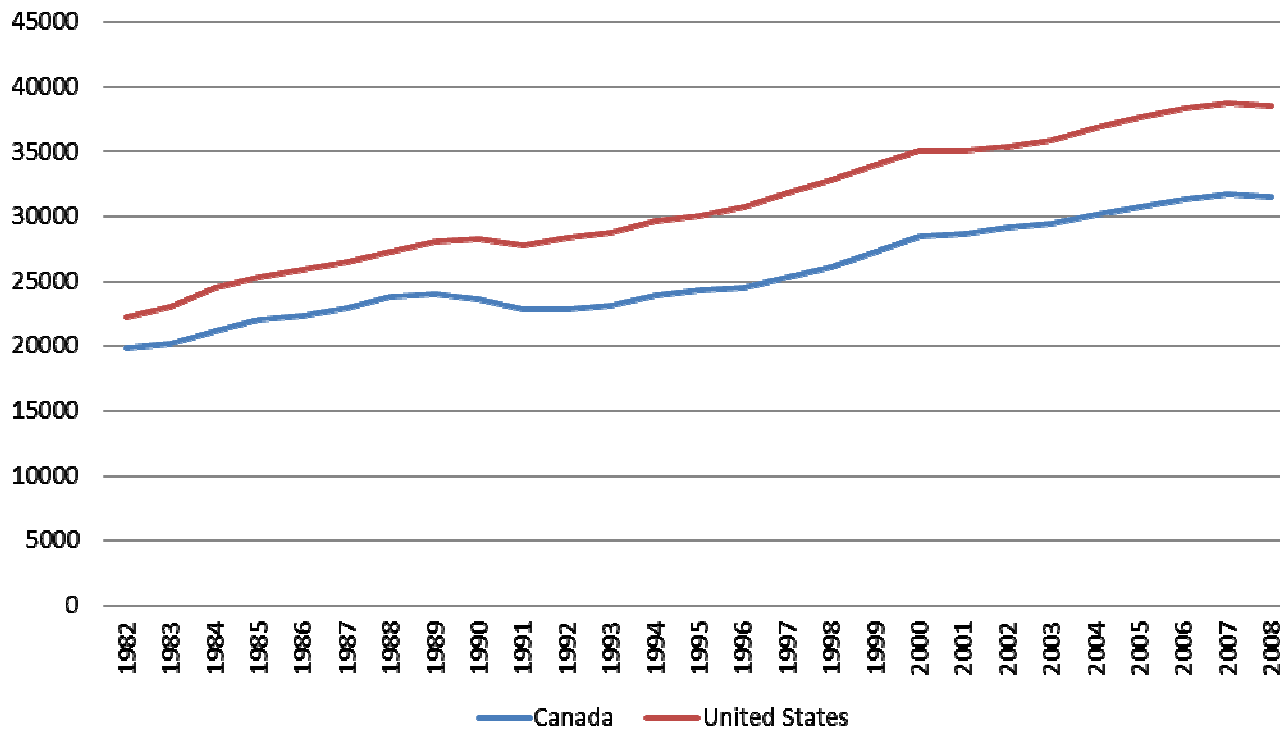


Why does this matter?

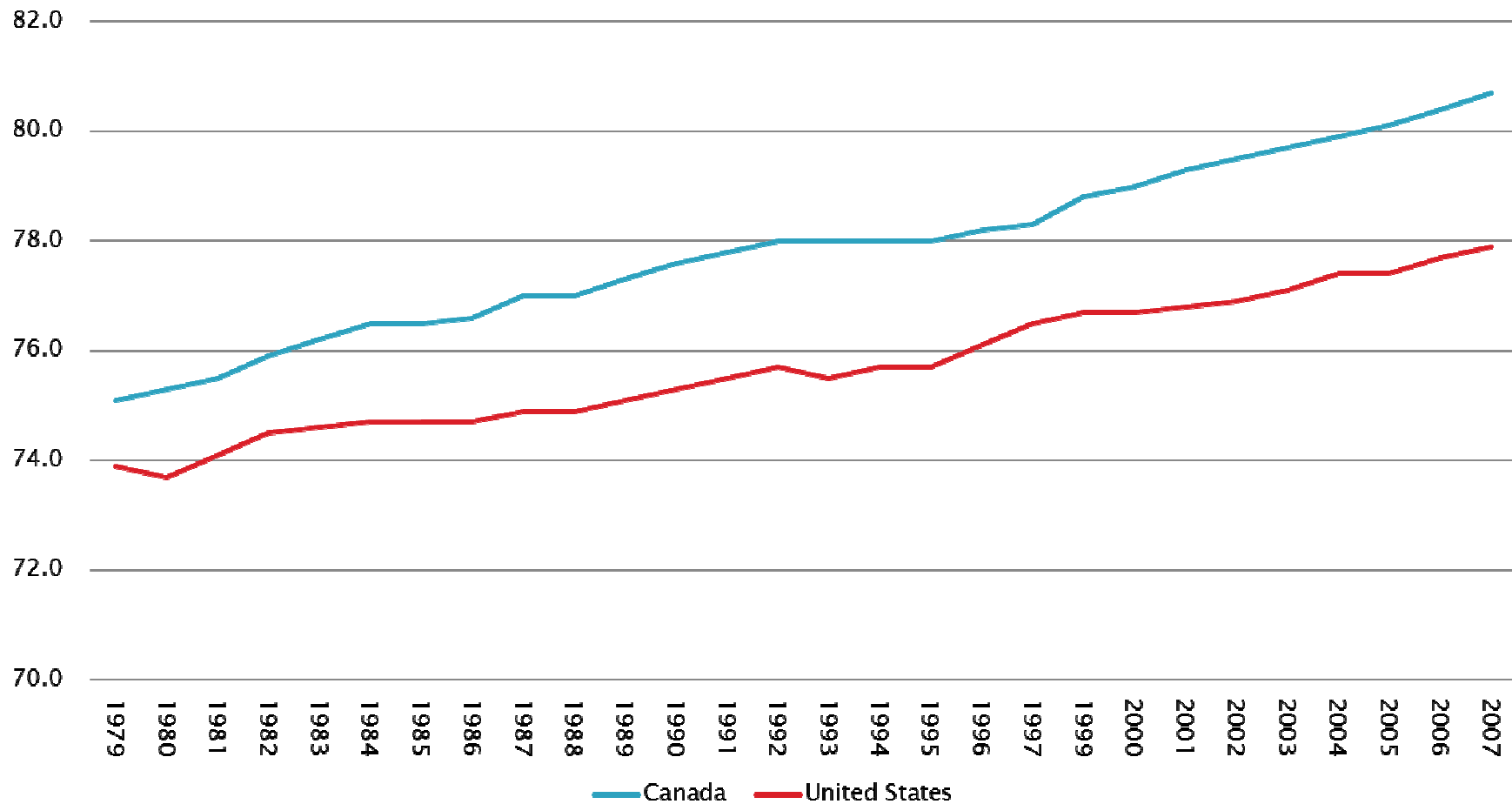


Standard of Living has been increasing!

GDP Per Head in Constant US Dollars

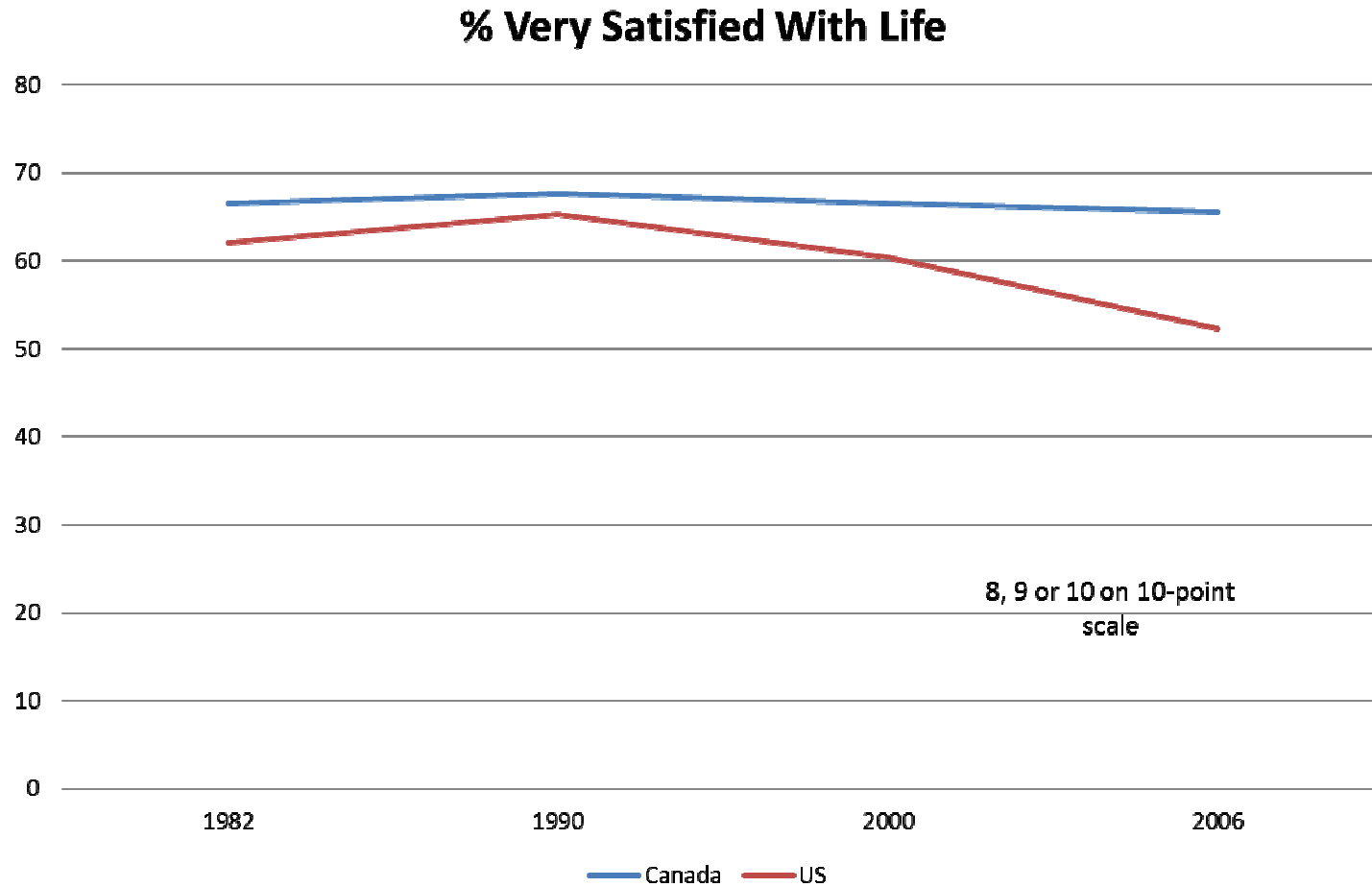


Life Expectancy is Increasing




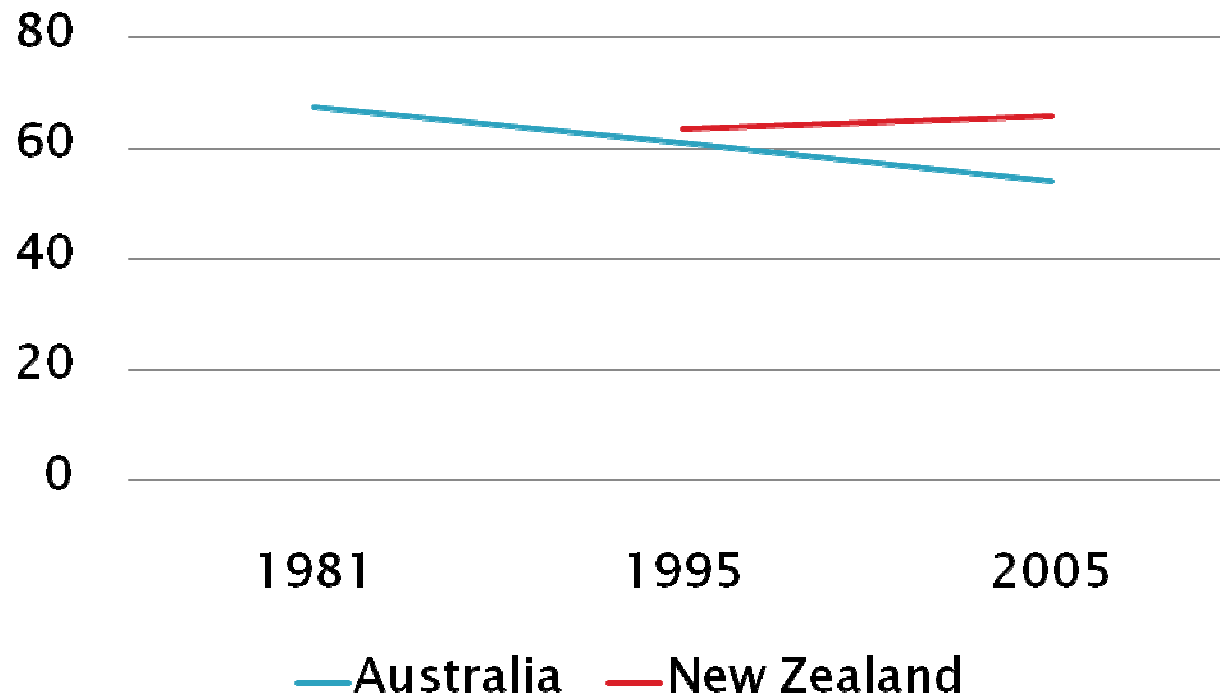
So has our sense of wellbeing- right?

WRONG!



SO- Growth in wellbeing has not been linked to growth in our standard-of-living or health status


% Very Satisfied With Life



What have we learned?


- ▶ Past a certain point, in many developed nations, increases in prosperity do not bring increases in happiness and wellbeing.
- ▶ Seems to correspond with decreases in social capital
- ▶ And involve substantial ecological consequences

**WE NEED TO RETHINK OUR BASIC NOTIONS
OF PROGRESS**




Istanbul World Forum- June 2007

- # Measuring and Fostering the Progress of Societies
 - OECD
 - European Commission
 - Organization of the Islamic Conference
 - United Nations
 - World Bank



“We urge statistical offices, public and private organizations, and academic experts to work alongside representatives of their communities to produce high-quality facts-based information that can be used by all of society to form a shared view of **societal well-being** and its evolution over time. We invite both public and private organizations to contribute to this ambitious effort to foster the world’s progress and we welcome initiatives at the local, regional, national and international level.”





BE HAPPY.
IT'S ONE WAY OF BEING WISE

